

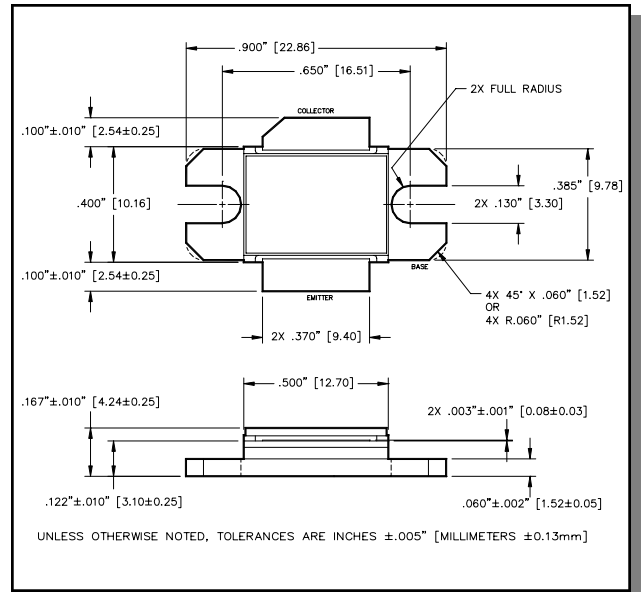
Radar Pulsed Power Transistor
150W, 2.7-2.9 GHz, 100µs Pulse, 10% Duty

M/A-COM Products
Released, 29 Jun 07

Features

- NPN silicon microwave power transistors
- Common base configuration
- Broadband Class C operation
- High efficiency inter-digitized geometry
- Diffused emitter ballasting resistors
- Gold metallization system
- Internal input and output impedance matching
- Hermetic metal/ceramic package
- RoHS compliant

Outline Drawing



Absolute Maximum Ratings at 25°C

Parameter	Symbol	Rating	Units
Collector-Emitter Voltage	V_{CES}	65	V
Emitter-Base Voltage	V_{EBO}	3.0	V
Collector Current (Peak)	I_C	15.0	A
Power Dissipation @ +25°C	P_{TOT}	500	W
Storage Temperature	T_{STG}	-65 to +200	°C
Junction Temperature	T_J	200	°C

Electrical Specifications: $T_C = 25 \pm 5^\circ\text{C}$ (Room Ambient)

Parameter	Test Conditions	Frequency	Symbol	Min	Max	Units
Collector-Emitter Breakdown Voltage	$I_C = 40\text{mA}$		BV_{CES}	65	-	V
Collector-Emitter Leakage Current	$V_{CE} = 36\text{V}$		I_{CES}	-	7.5	mA
Thermal Resistance	$V_{CC} = 38\text{V}$, $P_{in} = 22\text{W}$	$F = 2.7, 2.8, 2.9\text{ GHz}$	$R_{TH(JC)}$	-	0.4	°C/W
Output Power	$V_{CC} = 38\text{V}$, $P_{in} = 22\text{W}$	$F = 2.7, 2.8, 2.9\text{ GHz}$	P_{OUT}	150	-	W
Power Gain	$V_{CC} = 38\text{V}$, $P_{in} = 22\text{W}$	$F = 2.7, 2.8, 2.9\text{ GHz}$	G_P	8.3	-	dB
Collector Efficiency	$V_{CC} = 38\text{V}$, $P_{in} = 22\text{W}$	$F = 2.7, 2.8, 2.9\text{ GHz}$	η_C	38	-	%
Input Return Loss	$V_{CC} = 38\text{V}$, $P_{in} = 22\text{W}$	$F = 2.7, 2.8, 2.9\text{ GHz}$	RL	-	-10	dB
Pulse Droop	$V_{CC} = 38\text{V}$, $P_{in} = 22\text{W}$	$F = 2.7, 2.8, 2.9\text{ GHz}$	Droop	-	0.7	dB
Load Mismatch Tolerance	$V_{CC} = 38\text{V}$, $P_{in} = 22\text{W}$	$F = 2.7, 2.8, 2.9\text{ GHz}$	VSWR-T	-	2:1	-
Load Mismatch Stability	$V_{CC} = 38\text{V}$, $P_{in} = 22\text{W}$	$F = 2.7, 2.8, 2.9\text{ GHz}$	VSWR-S	-	1.5:1	-

1

ADVANCED: Data Sheets contain information regarding a product M/A-COM is considering for development. Performance is based on target specifications, simulated results, and/or prototype measurements. Commitment to develop is not guaranteed.

PRELIMINARY: Data Sheets contain information regarding a product M/A-COM has under development. Performance is based on engineering tests. Specifications are typical. Mechanical outline has been fixed. Engineering samples and/or test data may be available. Commitment to produce in volume is not guaranteed.

- **North America** Tel: 800.366.2266 / Fax: 978.366.2266
 - **Europe** Tel: 44.1908.574.200 / Fax: 44.1908.574.300
 - **Asia/Pacific** Tel: 82.94.844.8296 / Fax: 82.94.844.8298
- Visit www.macom.com for additional data sheets and product information.

M/A-COM Inc. and its affiliates reserve the right to make changes to the product(s) or information contained herein without notice.

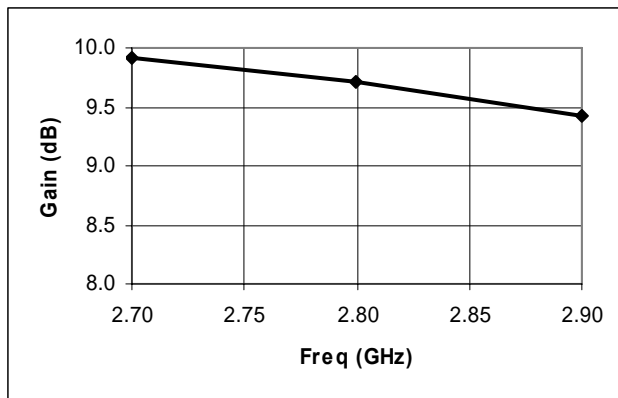
Radar Pulsed Power Transistor
150W, 2.7-2.9 GHz, 100µs Pulse, 10% Duty

M/A-COM Products
Released, 29 Jun 07

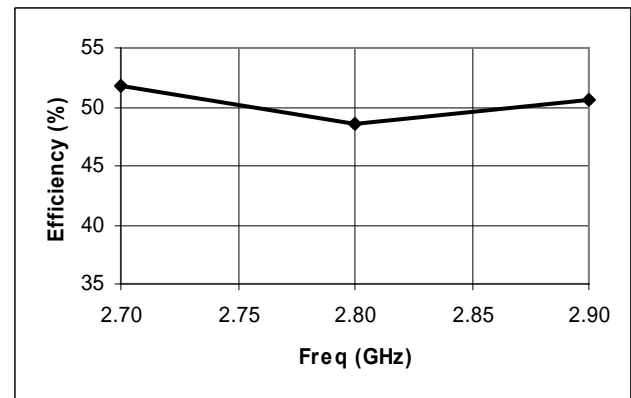
Typical RF Performance

Freq. (GHz)	Pin (W)	Pout (W)	Gain (dB)	Ic (A)	Eff (%)	RL (dB)	Droop (dB)	VSWR-S (1.5:1)	VSWR-T (2:1)
2.7	22	216	9.91	11.0	51.7	-10.9	0.09	S	P
2.8	22	206	9.71	11.2	48.5	-18.9	0.25	S	P
2.9	22	193	9.42	10.0	50.5	-10.9	0.12	S	P

Gain vs. Frequency

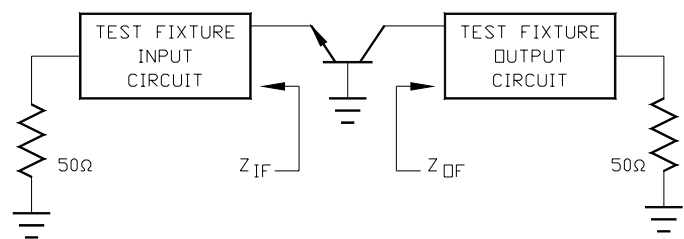


Collector Efficiency vs. Frequency



RF Test Fixture Impedance

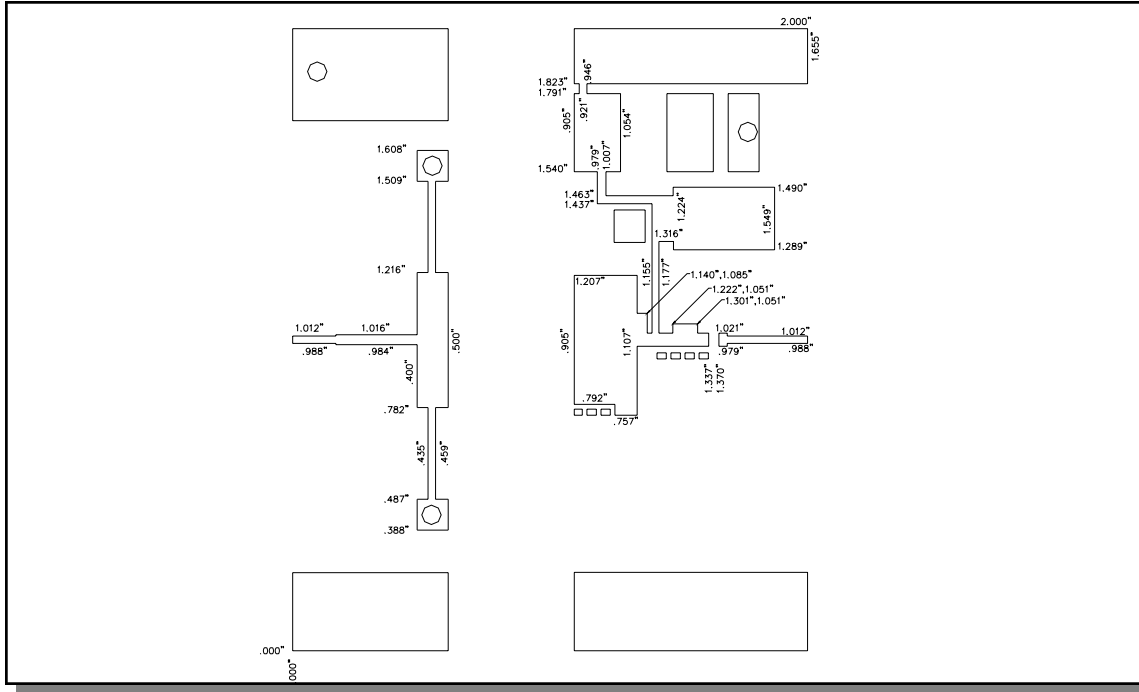
F (GHz)	Z _{IF} (Ω)	Z _{OF} (Ω)
2.7	4.6 - j8.3	1.7 - j3.2
2.8	4.1 - j7.8	1.7 - j2.8
2.9	3.7 - j7.5	1.7 - j2.4



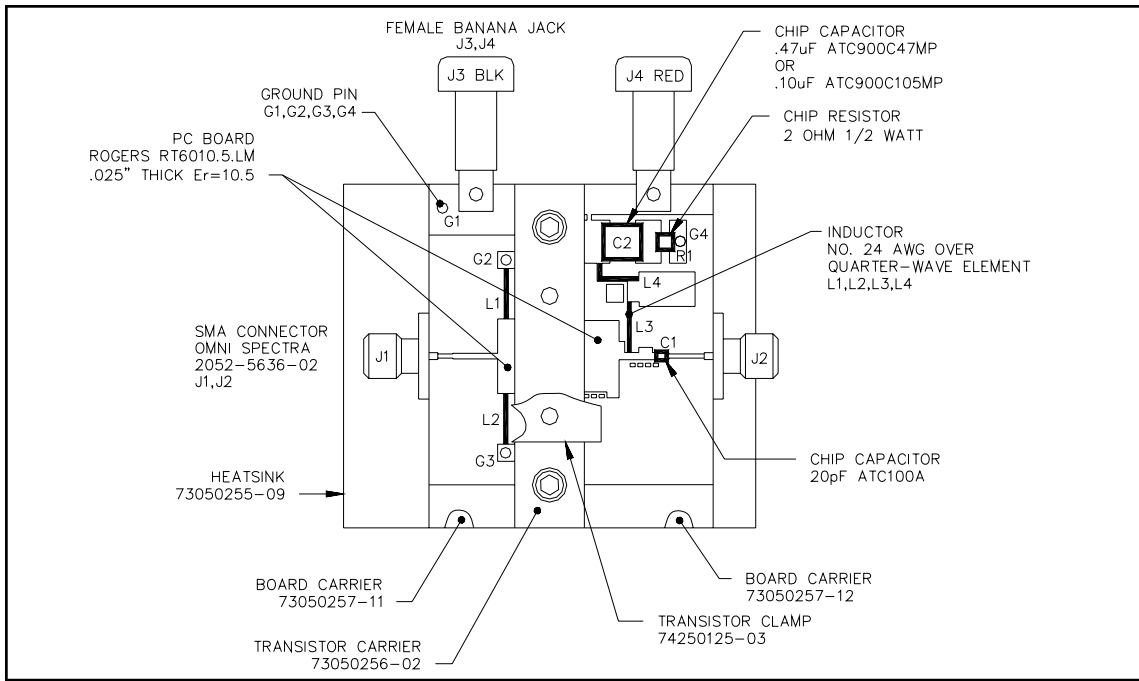
Radar Pulsed Power Transistor
150W, 2.7-2.9 GHz, 100µs Pulse, 10% Duty

M/A-COM Products
Released, 29 Jun 07

Test Fixture Circuit Dimensions



Test Fixture Assembly



ADVANCED: Data Sheets contain information regarding a product M/A-COM is considering for development. Performance is based on target specifications, simulated results, and/or prototype measurements. Commitment to develop is not guaranteed.
PRELIMINARY: Data Sheets contain information regarding a product M/A-COM has under development. Performance is based on engineering tests. Specifications are typical. Mechanical outline has been fixed. Engineering samples and/or test data may be available. Commitment to produce in volume is not guaranteed.

- **North America** Tel: 800.366.2266 / Fax: 978.366.2266
- **Europe** Tel: 44.1908.574.200 / Fax: 44.1908.574.300
- **Asia/Pacific** Tel: 82.94.844.8296 / Fax: 82.94.844.8298

Visit www.macom.com for additional data sheets and product information.

M/A-COM Inc. and its affiliates reserve the right to make changes to the product(s) or information contained herein without notice.